

WB: 25.4.22 -Session 1- L.C: Recognise, find and name a half as one of two equal parts of an object, shape or quantity. Hook: Completed on whiteboard (Practical Lesson)

Today, we were introduced to halves and explored how we find the half of a shape. We halved everyday objects and discussed whether the object had been split equally into halves. We also halved different shapes.


Session 2: L.C: Recognise, find and name a half as one of two equal parts of an object, shape or quantity.

Hook: Completed on whiteboard

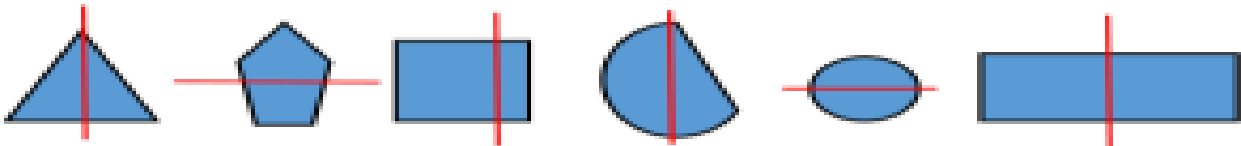
A) Split the objects into equal halves.



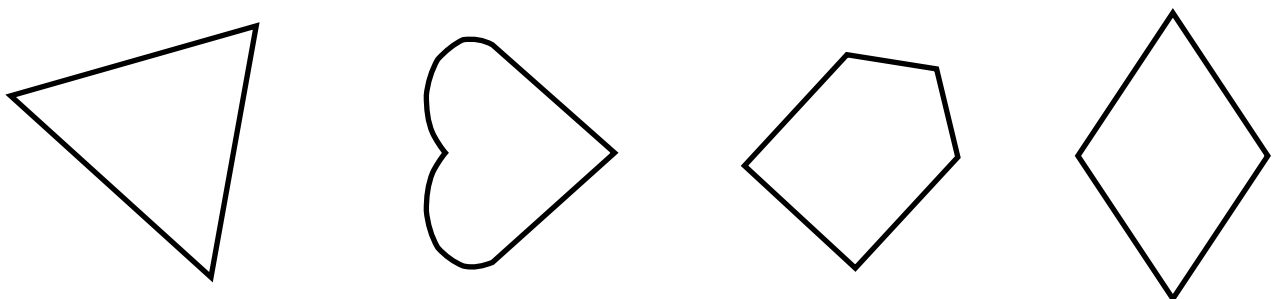
B) Split each shape into equal halves and colour one half of the shape.



C) Circle the shapes which have not been halved equally.



D) Halve each of the shapes



Session 3 - L.C: Recognise, find and name a half as one of two equal parts of an object, shape or quantity.




Hook: Completed on whiteboard (Practical Lesson)

Today, we worked in groups to find half of a quantity and amount.

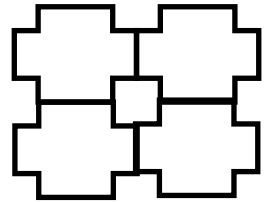

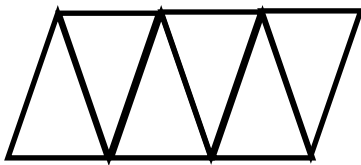
Session 4 - LC: Recognise, find and name a half as one of two equal parts of an object, shape or quantity.

Hook: Completed on whiteboard


A) Colour in half of the squares



B) Colour in half of the shapes



C) Find half of the sheep.



There are ____ sheep.

Half of ____ is ____

D) Find half of each amount

